




	03/01/2018 (3 days)	08.01.18	15.01.18	22.01.18	29.01.18	05.02.18(4 days)
Reading L&CL	<p><b>Brown bear, brown bear what do you see?</b></p> <p>Repeated refrains</p> <p>Class discussions / talking about holidays and introducing topic eg Look at "<b>Colour books</b> /Olivers fruit /veg looking at colours</p> <p>RE Noahs ark the significance of the rainbow <b>Continue with letters and sounds programme Phase I</b> including rhyming and alliteration this half term - sound /letterchallenges</p>	<p><b>The Rainbow Fish stories</b></p> <p>Circle time about kindness and sharing (PSED)</p> <p>Shows interest in illustrations and print in books</p> <p>Joins in with stories and begin to be aware of how stories are structured</p>	<p><b>The Rainbow Fish</b> continued</p> <p>Sequencing of events and encouraging own ideas eg alternative endings / book talk story mapping etc</p> <p>Joins in with stories and begin to be aware of how stories are structured</p>	<p><b>Anna's Amazing Glasses</b></p> <p>Describing different worlds eg when everything is orange , spotty etc</p> <p>Use the illustrations to extend children's language and vocabulary, develop more complex sentences.</p>	<p><b>Elmer Stories</b></p> <p>Talk about features and description of Elmer what is patchwork who is Wilbur talk about where they live and the designs of the elephants</p> <p>Colour description of squares etc</p>	<p><b>Chinese New Year</b></p> <p>Read the story of the animals and identifying years</p> <p>Year of the Dog</p> <p>Explain how this is a festival of colour and light red and gold being lucky colours and show examples of how families celebrate</p> <p>Encouraging children to ask and respond to questions</p>
Stimulus/ initial teaching activity	Intro role play and demo how to play shopkeeper /customer roles etc	Act out the story	<b>Under the Sea story box</b>	Discuss what the world would be like if it was all one colour show a pair of glasses with transparent	Have examples of the different elephants / patchwork/stripes etc	Show some Chinese artefacts and clips of how Chinese children celebrate

<p>EAD/PS ED UW</p> <p>Key worker activitie s</p>		<p>Look at clips of fish under the sea</p>		<p>col paper and show children what it would look like, Think about what it would be like if we couldn't see what other senses have we? How do some colours make you feel?</p>		<p>1.Create dragon/dog masks /and /or money envelopes 2. Write a message to go inside fortune cookies. Provide envelopes / papers eg s of Chinese writing for children to mark make and fortune cookie ideas (writing table)</p>
	<p>1.Making masks from the story</p> <p>Making items for role play etc Mark making labels for shop etc</p>	<p>Make a collage of Under the Sea</p> <p>Background</p> <p>Sea creatures Weed etc</p> 		<p>1.Make a table top activity opticians try on glasses read the eye chart etc - use to demo role of optician/ vocab and taking turns.</p>	<p>1.Sing five elephants went balancing on a string rhyme -taking turns and counting skills</p>	
	<p>Creating resources for fruit /veg role play - read Olivers Vegetables/ Fruit</p> <p>2.Play a colour matching game - turn taking</p>		<p>1.develop scenarios of sharing /kindness as for rainbow fish 2. collage sea creatures using a range of colours and textures</p>	<p>2. Create own glasses - give children template and transparent col paper and design the frames and talk about what they can see</p>	<p>Act out the rhyme using a skipping rope for balancing.</p> <p>2. Make milk bottle 3d Elmers (Rem</p>	<p>4. Explore China by looking at non fiction books and the internet poss using Ipad s to draw a rooster /Chinese dragon etc Could make a simple cookie and attach message as a special activity.</p>

	3.Introduce the role play and demo who to buy and sell items in the fruit and veg shop.	↓		through their blue tinted glasses etc Put out different coloured papers for children to draw and mark make their own worlds (writing table etc)	collect milk bottles ) Googly eyes	↓
Literacy	Join in with repeated refrains eg brown bear what do you see? I see...looking at me	3.Mark make letters to the rainbow fish - how to behave.	Develop awareness of how stories are structured	3. Colour Boxes - to encourage descriptive language.	Describing make a group class book of Different elephants	Make money envelopes - with writing on front display some Chinese lettering for the children to see and interpret for their own money envelopes
Writing	Mark making shopping lists for the shop Mark making could make a simple book what can you see lift the flap using repeated refrains from the story. Mark make what can you see animal for book/ Develop vocabulary eg yellow duck /describing words fluffy,exquisite brown tail etc		Mark make messages in a bottle		3. Children to design elephant and then describe and think of a name. Provide examples of Elmer's for writing table etc	

Maths SSM	<p>day) Use as a counting opp etc colour sorting - fruit and vegetables bears/objects etc</p> <p>counting one to one and number problems eg 2 apples and 2 pears how many altogether etc</p>	<p>Counting /sorting fish</p> <p>Explore Maths vocab more than/less than one more</p>	<p>Fish problems - eg 3 in the cave and 2 on the reed / how many ? Put one more starfish on the bottom of sea etc /fish numberlines</p>	<p>4. Tally chart of favourite colours. Which is the most popular colour etc</p>	<p>Explore shape which shapes fit together best/ describe properties straight sides etc</p> <p>4. Shape feely bag and shape patterns</p>	<p>Coin rubbings / intro to money</p>
Other ideas from topic planner and display	<p>Sorting animals according to different criteria /counting and making comparisons /attributes eg size, colour</p> <p>Counting and matching to numeral</p>	<p>Mixing colours Can you make orange? Green etc</p> <p>Making colours lighter darker</p>	<p>4. PD colourful ribbons - under the sea music depict various sea creatures</p>	<p>Exploring colour patterns / colour wheel (science link)</p>	<p>Create a jungle habitat</p> <p>Sand tuff trays etc</p>	<p>4. Explore China by looking at non fiction books and the internet poss using I pads to draw a dog/Chinese dragon etc Could make a simple cookie and attach message as a special activity.</p>

